

General

The COLUMN Series radiators have a traditional design appearance, giving modern characteristics to architectural period designs. The high outputs per radiator model have been achieved through the large surface areas and large air channels with negligible head loss.

Standard Connections:

4 x internal thread G 1/2" BSP, welded-in for supply and return.

Maximum positive operating pressure: 145 psi

Maximum operating temperature: 240 ° F

2 - COLUMN:

Standard Heights: 18, 24, & 79 inches (45, 60, & 200 cm)

3 - COLUMN:

Standard Heights: 12, 18, & 24 inches (30, 45, & 60 cm)

4 - COLUMN:

Standard Height: 24 inches (60 cm)

- Additional sizes and models are available as special order

Finishes:

1. **Undercoat:** electrophoretic, using water-soluble paints, conforming to DIN 55900 part 1, baked at 374° F;
2. **Finish coat:** electrostatic powder coating, conforming to DIN 55900 part 2. (On request, and at a supplementary charge, a range of RAL colors can be offered. RAL 9016 white is standard.) This coat is baked at a temperature of 410° F.

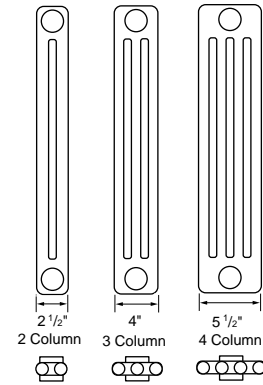
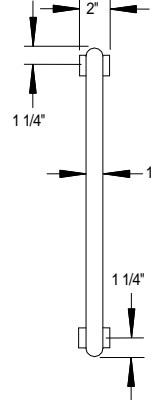
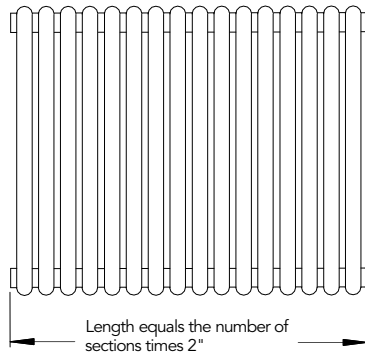

Warranty:

MYSON radiators are covered by a 5 year warranty.



A variety of matching valves is available and recommended from **MYSON**. For specific applications see our valve literature. Pipe covers, end trim panels and splice plates are available.

Quality certificates

2 COLUMN

	Order Code	No. of Sections	Length (in)	Output (Btu/h)	Weight (lbs)	Water Content (gals)
Height 18in	12 - 2045	12	24	1485	19.8	1.68
	16 - 2045	16	32	1980	26.5	2.24
	20 - 2045	20	40	2474	33.0	2.80
	24 - 2045	24	47	2969	39.6	3.36
	28 - 2045	28	55	3464	46.2	3.92
	36 - 2045	36	72	4454	59.4	5.00
Height 24in	12 - 2060	12	24	1925	25.9	2.10
	16 - 2060	16	32	2567	34.6	2.80
	20 - 2060	20	40	3209	43.2	3.50
	24 - 2060	24	47	3850	52.0	4.20
	28 - 2060	28	55	4492	60.5	4.90
Height 79in	6 - 2200	6	12	3006	41.4	3.00
	8 - 2200	8	16	4008	55.2	4.02
	10 - 2200	10	20	5010	69.0	5.02
	12 - 2200	12	24	6012	82.8	6.02
	15 - 2200	15	30	7515	103.5	7.53

3 COLUMN

	Order Code	No. of Sections	Length (in)	Output (Btu/h)	Weight (lbs)	Water Content (gals)
Height 12in	16 - 3030	16	32	2380	27.5	2.42
	20 - 3030	20	40	2975	34.4	3.02
	28 - 3030	28	56	4265	48.2	4.23
	36 - 3030	36	72	5355	62.0	5.44
Height 18in	12 - 3045	12	24	2674	29.6	2.41
	16 - 3045	16	32	3565	39.5	3.22
	20 - 3045	20	40	4456	49.4	4.02
	24 - 3045	24	48	5347	59.3	4.83
	28 - 3045	28	56	6439	69.3	5.63
	36 - 3045	36	72	8021	88.9	7.24
Height 24in	12 - 3060	12	24	3566	41.4	3.00
	16 - 3060	16	32	4755	55.2	4.02
	20 - 3060	20	40	5944	69.0	5.02
	24 - 3060	24	48	7132	82.8	6.02
	28 - 3060	28	56	8321	103.5	7.53

4 COLUMN

	Order Code	No. of Sections	Length (in)	Output (Btu/h)	Weight (lbs)	Water Content (gals)
Height 24in	12 - 4060	12	24	4213	51.6	4.00
	16 - 4060	16	32	5618	68.8	5.33
	20 - 4060	20	40	7022	86.0	6.67
	24 - 4060	24	48	8426	103.2	8.00

* All dimensions are nominal

* Outputs are based on an AWT of 180°F and EAT of 68°F.

For outputs based on other AWT please consult our radiator correction chart.