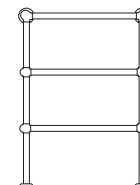


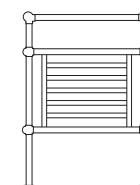


European Tradition Electric


Model	Polished Chrome	Polished Nickel	Regal Brass	Satin Nickel	Oil-Rubbed Bronze	White
EB24-1	\$2,188	\$2,375	\$3,788	\$2,988	\$2,344	\$1,988
EB27-1	\$2,888 S	\$3,388 S	\$4,433	\$3,588 S	\$2,990	\$2,477
EB29	\$3,199 S	\$3,455 S	\$4,998	\$3,788 S	\$3,388	\$2,775
EB31-1	\$2,897 S	\$2,998 S	\$4,388	\$3,378 S	\$3,088	\$2,488
EB34-1	\$1,887 S	\$2,099 S	\$3,344	\$2,388 S	\$1,999	\$1,955
EB36-1	\$3,999 S	\$4,188 S	\$5,677	\$4,286 S	\$4,088	\$3,122
EB49 *	\$4,999	\$5,344	\$7,498	\$5,677	\$5,203	\$4,388
EVR1 *	\$2,499	\$2,899	\$4,188	\$3,145	\$2,788	\$2,155



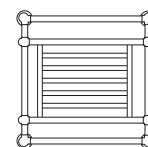
EB24-1



EB27-1

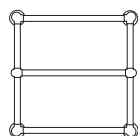


EB29

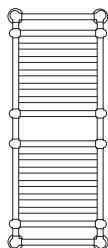


EB31-1

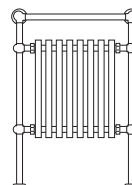
*Item must ship by truck




EB34-1



EB36-1



EVR1



EB49

Model	Watts	Amps	Nominal Overall Height	Nominal Overall Width	Overall Projection
EB24-1	100	0.91	38"	31"	5-1/2"
EB27-1	200	1.82	38"	31"	5-1/2"
EB29	200	1.82	41"	31"	5-1/2"
EB31-1	200	1.82	28"	31"	5-1/2"
EB34-1	100	0.91	28"	31"	5-1/2"
EB35-1	150	1.36	52"	25"	5-1/2"
EB36-1	280	2.55	52"	25"	5-1/2"
EB49	285	2.59	74"	31"	5-1/2"
EVR1	385	3.50	38"	30"	8-1/2"

— To convert Watts to BTUH, multiply Watts by 3.415. All electric models are 120V/60Hz.

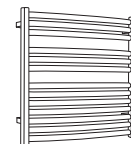
For most convenient control of your Electric Towel Warmer, we recommend using our ST01C Time Clock



Contemporary Designer Electric



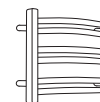
Model	Polished Chrome	Polished Nickel	Regal Brass	Satin Nickel	Oil-Rubbed Bronze	White
ECM1	\$2,488	\$2,677	\$3,688	\$2,899	\$2,576	\$2,144
ECM2	\$2,688	\$2,988	\$4,033	\$3,211	\$2,799	\$2,211
ECM3	\$3,044	\$3,244	\$4,233	\$3,599	\$3,109	\$2,577
ECM4	\$3,387 S	\$3,545 S	\$4,888	\$4,077 S	\$3,469	\$3,087
EMR-750	\$2,988	\$3,299	\$3,999	\$3,837	\$2,598	\$2,388
ECMH3-1	\$1,799 S	\$1,889 S	\$2,788	\$2,215 S	\$1,899	\$1,499
ECMH3-2	\$2,199 S	\$2,396 S	\$2,799	\$2,688 S	\$2,244	\$1,588
ECMH3-3	\$1,745 S	\$1,899 S	\$2,455	\$2,188 S	\$1,499	\$1,688
ECMH3-7	\$1,755 S	\$1,877 S	\$2,488	\$2,188 S	\$1,799	\$1,299
ERR1	\$2,999	\$3,299	\$3,865	\$3,588	\$2,890	\$2,599
ERR2	\$3,096	\$3,405	\$4,024	\$4,152	\$2,944	\$2,678
ERR3	\$3,267	\$3,595	\$4,248	\$4,386	\$3,055	\$2,798
ERR4	\$3,778 S	\$4,156 S	\$4,909	\$4,422 S	\$3,527	\$3,210



ECM



EMR-750



ECMH3-1

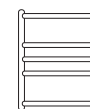


ECMH3-2

Model	Watts	Amps	Nominal Overall Height	Nominal Overall Width	Overall Projection
ECM1	220/235*	2.00/2.14*	34"	20"	5-1/4"
ECM2	230/235*	2.09/2.14*	34"	24"	5-1/4"
ECM3	210/320*	1.91/2.91*	34"	30"	5-1/4"
ECM4	255/475*	2.32/4.32*	53"	20"	5-1/4"
EMR750	190/225*	1.73/2.04*	36"	24"	4"
ECMH3-1	75/100*	0.69/0.91*	27"	18"	5-1/4"
ECMH3-2	100/150*	0.91/1.36*	41"	18"	5-1/4"
ECMH3-3	75/100*	0.68/0.91*	28"	21"	4"
ECMH3-7	75/100*	0.68/0.91*	27"	18"	4"
ERR1	230/330*	2.09/3.00*	36"	21"	4"
ERR2	240/355*	2.18/3.23*	36"	25"	4"
ERR3	300/435*	2.73/3.95*	36"	31"	4"
ERR4	370/500*	3.63/4.54*	53"	21"	4"



ECMH3-3



ECMH3-7



ERR

* Lower Value = Plated Finishes
Higher Value = Painted Finishes

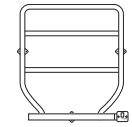
— To convert Watts to BTUH, multiply Watts by 3.415
— All electric models are 120V/60Hz

For most convenient control of your Electric Towel Warmer, we recommend using our ST01C Time Clock

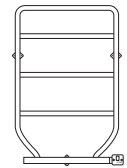


Classic Comfort Electric

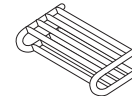
Model	Polished Chrome	Polished Nickel	Regal Brass	Satin Nickel	Oil-Rubbed Bronze	White
WEO-100	\$ 977 S	\$1,134 S	\$1,599	\$1,288 S	\$1,099	\$1,044
WEO-140	\$1,099 S	\$1,275 S	\$1,775	\$1,388 S	\$1,250	\$1,155
ES40-1	\$1,399	\$1,755	\$2,788	\$1,998	\$1,599	\$1,275
ES40-2	\$1,499 S	\$2,998 S	\$2,899	\$2,199 S	\$1,899	\$1,375
EECOSH85	\$ 978 S	\$1,099	\$1,495	\$1,295 S	N/A	\$ 775
EECOSH86	\$ 979 S	\$1,185	\$1,599	\$1,388 S	N/A	\$ 795
EECOSH125	\$1,089 S	\$1,299	\$1,698	\$1,377 S	N/A	\$ 899
EECOSH126	\$1,175 S	\$1,376	\$1,779	\$1,433 S	N/A	\$ 924
EECOCH85	\$1,027 S	\$1,096	\$1,398	\$1,133 S	N/A	\$ 866
EECOCH86	\$1,087 S	\$1,133	\$1,488	\$1,199 S	N/A	\$ 885
EECOCH125	\$1,202 S	\$1,299	\$1,597	\$1,365 S	N/A	\$ 945
EECOCH126	\$1,234 S	\$1,332	\$1,626	\$1,399 S	N/A	\$ 975
EINTH1	—	—	—	—	—	\$1,199 S
EINTH2	—	—	—	—	—	\$1,299 S
EINTH3	—	—	—	—	—	\$1,899 S



WEO-100



WEO-140



ES40



EECOSH - Straight
EECOCH - Curved

Model	Watts	Amps	Nominal Overall Height	Nominal Overall Width	Overall Projection
WEO100	95/110*	0.86/1.00*	26"	25"	4"
WEO140	135/185*	1.23/1.68*	36"	25"	4"
ES40-1	115	1.04	9"	23"	12"
ES40-2	200	1.82	9"	29"	12"
EECOS/CH85	200	1.75	39"	21"	4"/4-1/2"
EECOS/CH86	200	1.75	39"	25"	4"/4-1/2"
EECOS/CH125	300	2.73	54"	21"	4"/4-1/2"
EECOS/CH126	300/400*	2.73/3.63*	54"	25"	4"/4-1/2"
EINTH1	250	2.27	26"	20"	4-1/4"
EINTH2	400	3.64	41"	20"	4-1/4"
EINTH3	500	4.54	71"	20"	4-1/4"



EINTH

Gem Series Electric

Model	Bright	Matte
FPRL08	\$287 S	\$287 S
WPRL08	\$257 S	\$257 S
WPRL10	\$299 S	\$299 S
WDIA05	\$299 S	\$299 S
WDIA08	\$398 S	\$398 S
WDIA12	\$438 S	\$438 S
WRBY04	\$399 S	\$399 S
WRBY10	\$599 S	\$599 S

2 Year Limited Warranty

Model	Watts	Nominal Overall Height	Nominal Overall Width	Overall Projection
FPRL08	150	36"	24"	15"
WPRL08*	150	30"	24"	4-1/2"
WPRL10*	185	37"	24"	4-1/2"
WDIA05*	40	16-3/4"	20-1/4"	5-1/4"
WDIA08*	130	30"	20"	5-1/4"
WDIA12*	195	46"	20"	5-1/4"
WRBY04*	45	15-3/4"	23-5/8"	4"
WRBY10*	120	45-3/4"	23-5/8"	4"

* Hard wire kit available as an option on this model and will add 2" to the overall height of the unit

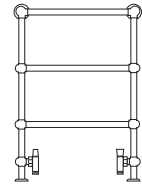
For most convenient control of your Electric Towel Warmer, we recommend using our ST01C Time Clock



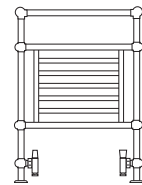
European Tradition Hydronic - Brass Construction

Model	Polished Chrome	Polished Nickel	Regal Brass	Satin Nickel	Oil-Rubbed Bronze	White
B24-1	\$2,148	\$2,335	\$3,748	\$2,948	\$2,304	\$1,948
B27-1	\$2,848	\$3,148	\$4,396	\$3,548	\$2,950	\$2,437
B29	\$3,150	\$3,412	\$4,950	\$3,744	\$3,340	\$2,735
B30	\$3,545	\$3,860	\$4,990	\$4,690	\$3,855	\$3,575
B31-1	\$2,833	\$2,955	\$4,357	\$3,338	\$3,044	\$2,451
B34-1	\$1,854	\$2,065	\$3,302	\$2,345	\$1,947	\$1,953
B36-1	\$3,947	\$4,147	\$5,622	\$4,234	\$4,049	\$3,085
B49 *	\$4,934	\$5,312	\$7,460	\$5,632	\$5,177	\$3,342
VR1 *	\$2,445	\$2,850	\$4,142	\$3,107	\$2,742	\$2,132

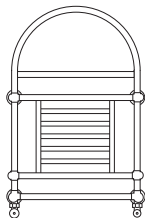
* Item must ship by truck



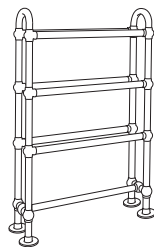
B24-1



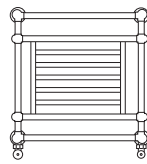
B27-1



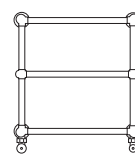
B29



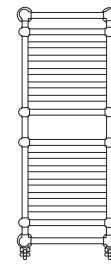
B30




B31-1



B34-1

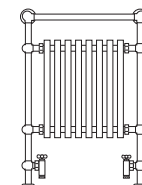


B36-1



B49

Model	BTUH	Nominal Overall Height	Nominal Overall Width	Overall Projection
B24-1	507	38"	28"	5-1/2"
B27-1	1080	38"	28"	5-1/2"
B29	1320	43"	28"	5-1/2"
B30	1200	41"	28"	—
B31-1	1214	29"	28"	5-1/2"
B34-1	505	29"	28"	5-1/2"
B35-1	660	53"	22"	5-1/2"
B36-1	1344	53"	22"	5-1/2"
B49	2000	74"	28"	5-1/2"
VR 1	2520	38"	27"	8-1/2"



VR1

— BTUH at 155° EWT

Hydronic towel warmers require valves and sleeve kit to be purchased separately. See page 11.



MYSON

Hydronic Towel Warmers

Contemporary Designer Hydronic - Stainless Steel Construction



Model	Polished Stainless	Brushed Stainless
DIV1	\$1,057	\$ 899
DIV2	\$1,079	\$ 919
DIV3	\$1,319	\$1,068
DIV4	\$1,364	\$1,089
DIV5	\$1,524	\$1,229
TRU1	—	\$ 998
TRU2	—	\$1,177
TRU3	—	\$1,288
TRU4	—	\$1,455
ELE1	\$ 995 S	\$ 949 S
ELE2	\$1,029 S	\$ 989 S
ELE3	\$1,229 S	\$1,229 S
ELE4	\$1,355 S	\$1,288 S

Model	BTUH	Nominal Overall Height	Nominal Overall Width	Overall Projection
DIV1	590	30"	20"	2-3/4" - 3-1/2"
DIV2	614	30"	24"	2-3/4" - 3-1/2"
DIV3	792	47-1/4"	20"	2-3/4" - 3-1/2"
DIV4	881	47-1/4"	24"	2-3/4" - 3-1/2"
DIV5	987	59-1/4"	20"	2-3/4" - 3-1/2"
TRU1	759	30"	20"	3-3/4" x 4-1/4"
TRU2	977	39-1/2"	20"	3-3/4" x 4-1/4"
TRU3	1181	47-1/4"	20"	3-3/4" x 4-1/4"
TRU4	1410	59-1/4"	20"	3-3/4" x 4-1/4"
ELE1	1350	30"	19-1/2"	3-1/2" x 4-1/2"
ELE2	1533	30"	24"	3-1/2" x 4-1/2"
ELE3	1922	47-1/2"	19-1/2"	3-1/2" x 4-1/2"
ELE4	2276	47-1/2"	24"	3-1/2" x 4-1/2"

Classic Comfort Hydronic - Steel Construction




Model	Polished Chrome	Polished Nickel	Regal Brass	Satin Nickel	Oil Rub	White
COS85	\$ 745 S	\$ 762	\$ 943	\$ 849 S	N/A	\$ 535 S
COS86	\$ 762 S	\$ 801	\$1,024	\$ 905 S	N/A	\$ 559 S
COS125	\$ 795 S	\$ 870	\$1,098	\$ 955 S	N/A	\$ 665 S
COS126	\$ 865 S	\$ 899	\$1,161	\$1,023 S	N/A	\$ 688 S
COC85	\$ 798 S	\$ 799	\$ 995	\$ 882 S	N/A	\$ 588 S
COC86	\$ 811 S	\$ 836	\$1,077	\$ 953 S	N/A	\$ 597 S
COC125	\$ 852 S	\$ 899	\$1,109	\$ 999 S	N/A	\$ 699 S
COC126	\$ 876 S	\$ 929	\$1,189	\$1,066 S	N/A	\$ 711 S
INT1	—	—	—	—	—	\$ 995 S
INT2	—	—	—	—	—	\$1,087 S
INT3	—	—	—	—	—	\$1,344 S



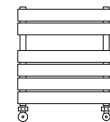
TRU ELE



DIV



COS - Straight
COC - Curved



INT

Model	BTUH	Nominal Overall Height	Nominal Overall Width	Overall Projection
COS85/COC85	1302	37"	20"	3-1/4" - 4-3/4"
COS86/COC86	1525	37"	24"	3-1/4" - 4-3/4"
COS125/COC125	1804	51"	20"	3-1/4" - 4-3/4"
COS126/COC126	2120	51"	24"	3-1/4" - 4-3/4"
INT1	1024	24"	20"	4 - 4-3/4"
INT2	1692	38"	20"	4 - 4-3/4"
INT3	2506	69"	20"	4 - 4-3/4"

— BTUH at 155° EWT

We recommend the use of stainless steel towel warmers on any open system that may have an aggressive water condition.

Hydronic towel warmers require valves and sleeve kit to be purchased separately. See page 11.

Steel constructed towel warmers **MUST BE USED ON A CLOSED SYSTEM ONLY.**



Hydronic Towel Warmer Accessories

Description	Polished Chrome	Polished Nickel	Regal Brass	Satin Nickel	Oil-Rubbed Bronze	White
Modern Valve Set (2 Valves)						
1/2" Straight or Angle	\$208	\$227	\$266	\$274	\$196	\$175
PART # Straight	V16SCH	V16SNI	V16SRB	V16SSN	V16SORB	V16SWH
PART # Angle	V16ACH	V16ANI	V16ARB	V16ASN	V16AORB	V16AWH
Cross Handle Valve Set (2 Valves)						
1/2" Angle	\$298	\$328	\$346	\$357	\$246	\$226
PART #	CHV16CH	CHV16NI	CHV16RB	CHV16SN	CHV16ORB	CHV16WH
Standard Valve Set (2 Valves)						
includes one (1) adjustable and one (1) non-adjustable 1/2" angle valve in chrome body with white handle						
	\$107	—	—	—	—	—
PART #	STDVKIT					
Sleeve Kit						
For 1/2" Valves	\$85	\$93	\$108	\$112	\$79	\$81
PART #	SK16CH	SK16NI	SK16RB	SK16SN	SK16ORB	SK16WH

Electric Towel Warmer Accessories

Order Code	Description	Price
STO1C	Digital 24-hour Time Clock	\$ 89
TWSWR	On/Off Switch for all models except Gem	\$ 24
FIXCOS	Mounting Kit COS / EECOSH (all finishes)	\$ 78
FIXINT	Mounting Kit INT / EINTH	\$ 95
FIXSIX	Mounting Kit Contemporary Designer (all finishes)	\$122
GEMSW-SQ	On / Off Switch Gem (square style)	\$ 15
GEMSW-R	On / Off Switch Gem (round style)	\$ 15
HRDWB	Hard Wire Kit (Pearl Bright Gem)	\$ 48
HRDWDB	Hard Wire Kit (Diamond Bright Gem)	\$ 48
HRDWRB	Hard Wire Kit (Ruby Bright Gem)	\$ 48
HRDWM	Hard Wire Kit (Pearl Matte Gem)	\$ 48
HRDWDM	Hard Wire Kit (Diamond Matte Gem)	\$ 48
HRDWRM	Hard Wire Kit (Ruby Matte Gem)	\$ 48